



# ENERG

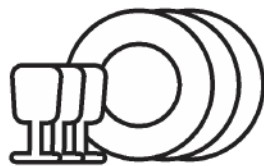


**HISENSE**

HS643E90W



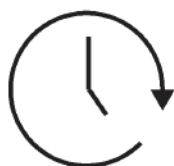
**97** kWh /



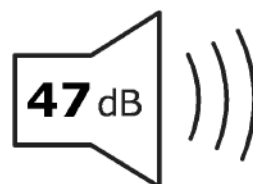
**16** x



**11.0** L



**3:55**



**47** dB

ABC**D**